



**GOLDFLEX 056 / 056P / 056 XL/056P XL
SEMI- AUTOMATIC CASE ERECTOR**

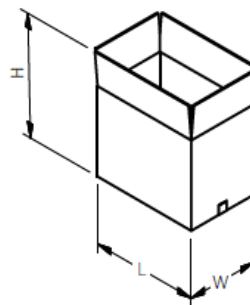
MACHINE DESCRIPTION

Semi-automatic case erector to form uniform sized American-type boxes to fold the four bottom flaps and to support the carton during the filling made by an operator. It's a heavy duty reliable machine, with quick and easy changeovers and minimal maintenance service.



TECHNICAL DESCRIPTION

- Heavy duty steel construction: Bent, painted and bolted steel structure.
- Control buttons and switches ergonomically located.
- Manually adjustable on different box sizes by means of lateral guides
- Equipped with a side magazine for holding the blanks to form
- Equipped with flap closer which keep the bottom closed, making filling easier
- In the GF056-P model the boxes are driven in the sealing station by means of a pneumatic case ejector activated by the operator, optimizing the efficiency
- All the machines are entirely manufactured in Italy according to EEC Standards



SIZE OF THE BOXES

DIM.	GF 056	GF 056XL	GF 056P	GF 056PXL
L	from 140 to 650 mm	from 140 to 950 mm	from 140 to 550 mm	from 140 to 800 mm
W	from 100 to 510 mm	from 100 to 510 mm	from 100 to 510 mm	from 100 to 510 mm
H	from 100 to 510 mm	from 100 to 510 mm	from 100 to 510 mm	from 100 to 510 mm

BOX QUALITY

The machine can process A - B - C corrugated boxes (GIFCO table), with a maximum admissible total thickness of about 6 mm.

To form boxes with different characteristics or higher/lower thicknesses, it is advisable to carry out test cycles with sample boxes to check the machine is operating correctly. The box must be made of good quality cardboard.

Box Types: RSC FEFCO 0200 / 0201

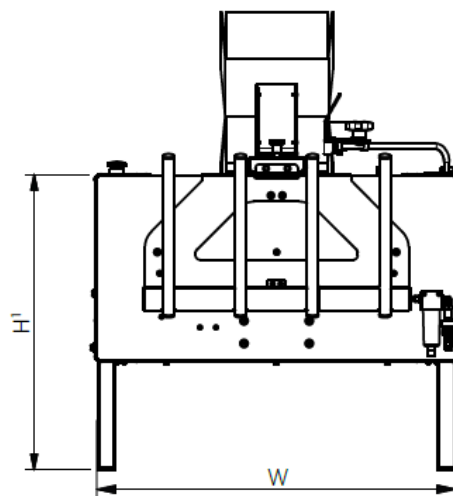
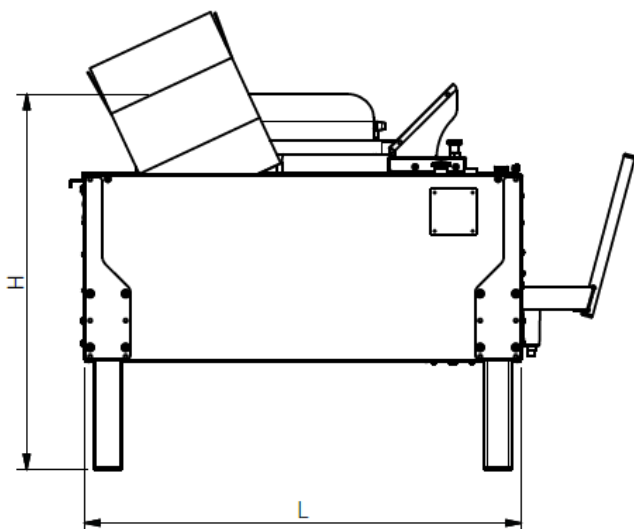
	GF 056	GF 056XL	GF 056P	GF 056PXL
PRODUCTION CAPACITY	by the operator	by the operator	by the operator	by the operator
BOX STORAGE QUANTITY	15 / 20 boxes*	15 / 20 boxes*	15 / 20 boxes*	15 / 20 boxes*

*depending by box size

GF 056 / 056P / 056 XL / 056P XL - SEMI-AUTOMATIC CASE ERECTOR

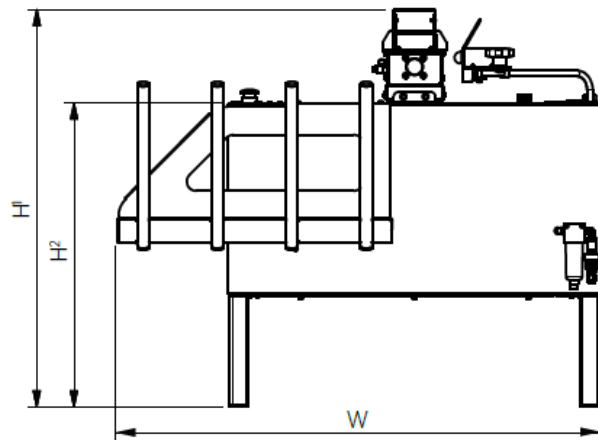
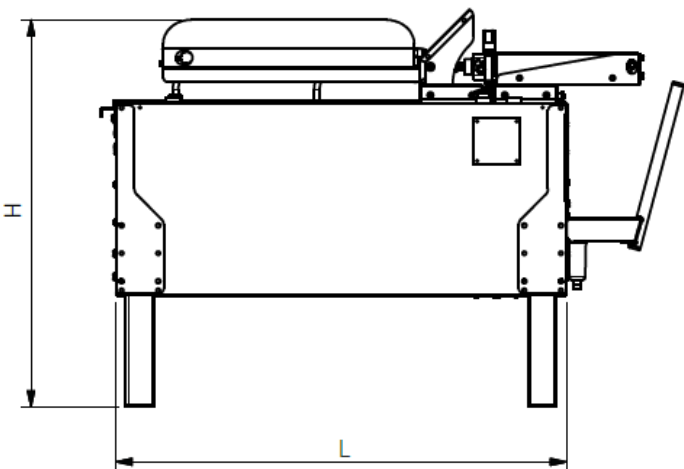
TECHNICAL SHEET

	GF 056	GF 056XL	GF 056 P	GF 056PXL
Service temperature:	from +5°C to +35°C	from +5°C to +35°C	From +5°C to +35°C	from +5°C to +35°C
Pressure/ Air consumption:	6 bar, 2,1 nl per cycle	6 bar, 2,1 nl per cycle	6 bar, 6 nl per cycle	6 bar, 6 nl per cycle
Workbench height:	650 mm.	650 mm.	650 mm.	650 mm.



	L	H	H ¹	W	Kg
GF056	970 mm.	834 mm.	655 mm.	592 mm.	102
GF056XL	1270 mm.	834 mm.	655 mm.	592 mm.	120

GF 056 / 056P / 056 XL / 056P XL - SEMI-AUTOMATIC CASE ERECTOR



	L	H	H ¹	H ²	W	Kg
GF056P	970 mm.	834 mm.	856 mm.	655 mm.	592 mm.	115
GF056PXL	1270 mm.	834 mm.	856 mm.	655 mm.	592 mm.	125

COMPONENTS:

PNEUMATIC

CAMOZZI (FESTO on request)

ACCESSORIES:

- Opposite version
- Special color
- Leg with casters \varnothing 80 mm
- Out-feed free roller conveyors
- Case ejector foot controller

GF 056 / 056P / 056 XL / 056P XL - SEMI-AUTOMATIC CASE ERECTOR

